

8

7

6

5

4

3

2

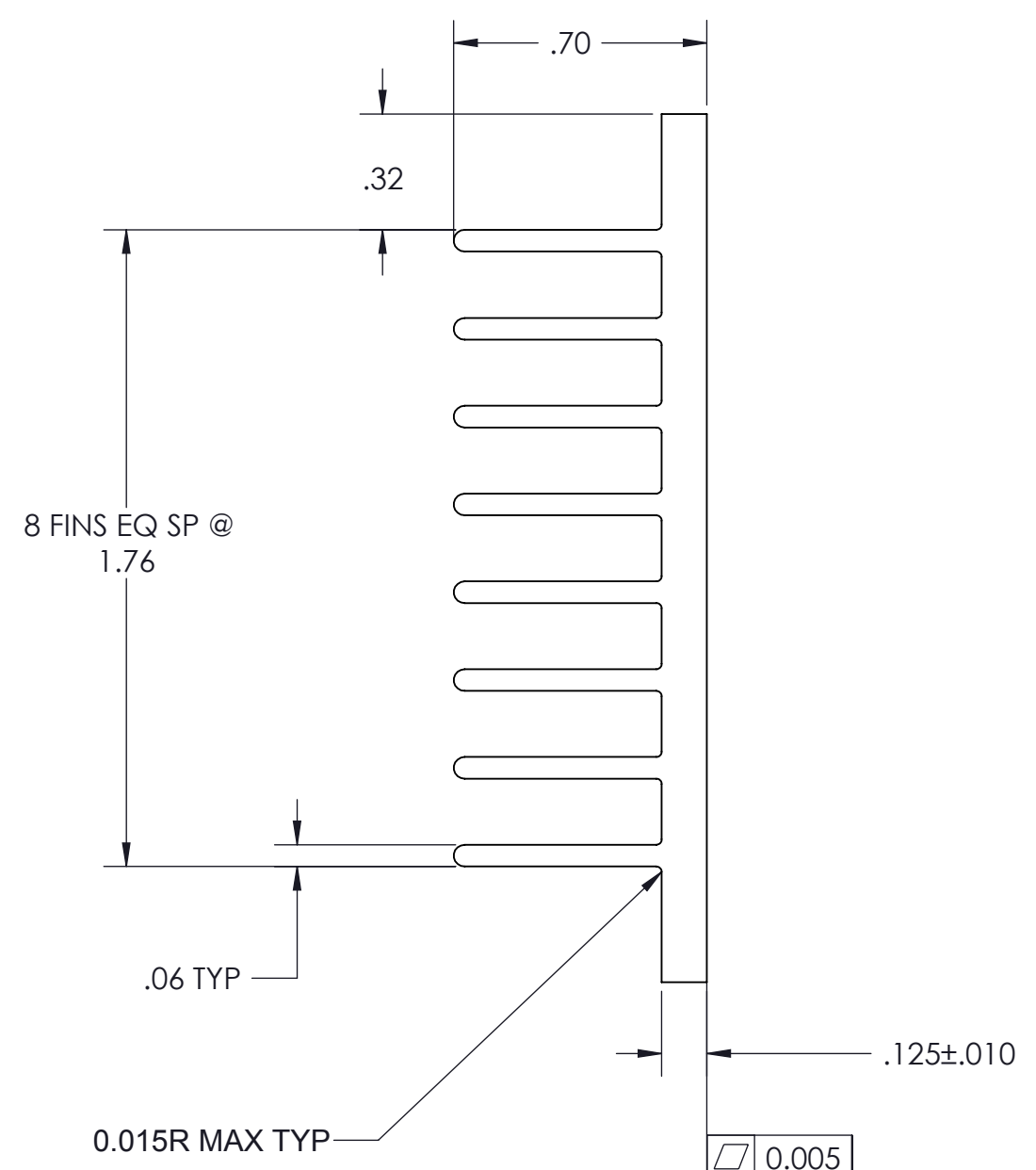
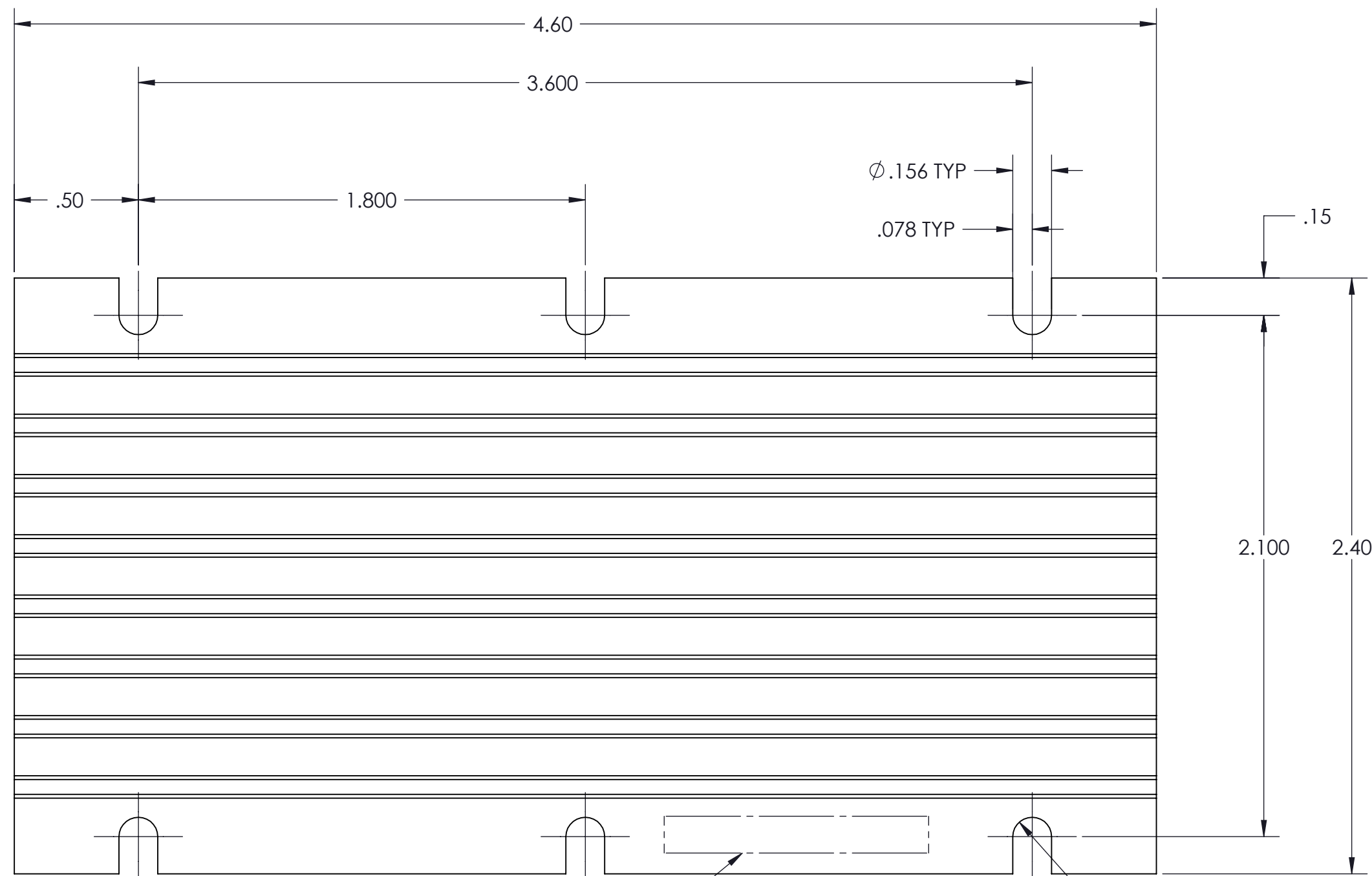
1

VICOR CONFIDENTIAL

THIS DOCUMENT AND THE DATA DISCLOSED HEREIN OR HEREWITH IS NOT TO BE REPRODUCED, USED OR DISCLOSED IN WHOLE OR IN PART TO ANYONE WITHOUT THE PERMISSION OF VICOR CORP.


REVISIONS

REV	DESCRIPTION	DATE	APPROVED
1	RELEASED PER E050349	11/15/05	ECF
2	REVISED PER E100841	06/22/10	GCK
3	REVISED PER E101411	11/26/10	REJH



SEE NOTE 4

FULL R



- NOTES:
1. MATERIAL: ALUMINUM, 6063-T5, (OR MAKE FROM P/N: 30089 RAW MATERIAL).
 2. REMOVE ALL LOOSE AND HANGING BURRS. OTHERWISE, BURRS SHALL NOT EXCEED .003.
 3. CLEAR FINISH, RoHS COMPLIANT, CHROMIUM FREE PER CST-0001, LATEST REVISION.
 4. PERMANENTLY MARK PART NUMBER AND REVISION LEGIBLY IN AREA SHOWN.
 5. ○ DENOTES CRITICAL CHARACTERISTIC FOR LOT INSPECTION.
 6. TOLERANCE ON ALL DIMENSIONS SHOWN AS REFERENCE SHALL FOLLOW STANDARD ALUMINUM ASSOCIATION TOLERANCE.

DRAWN		DATE		VICOR		SWD	
P.E.IENI		10/25/05					
MATERIAL		UNLESS OTHERWISE SPECIFIED DIMENSIONS ARE INCH (MM) TOLERANCES ARE: DECIMALS ANGLES X.XX [X.X] = ±0.01 [0.25] ±1° X.XXX [X.XX] = ±0.005 [0.127]				HEATSINK 0.70" HGT. HORIZONTAL	
FINISH		THIRD ANGLE PROJECTION		SIZE	CAGE CODE		
		 DO NOT SCALE DRAWING		C	67131	30775	3
				SCALE 2 : 1		SHEET 1 OF 1	

8

7

6

5

4

3

2

1